
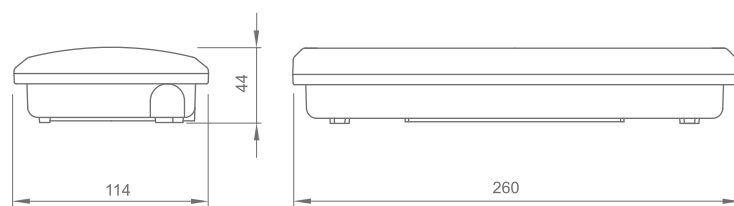


DIANA FLAT



- IP42
IP65
- IK04
IK10
- Lm
50
850
- LED
4000°K
- 1-2h.
- Ni-Cd
- LiFePO₄
-
-
-
-
- 850°

DIMENSIONES



REFERENCIAS

| Im | Tipo* | Aut. (h) | Batería | Estándar | PVR (€) | Autotest | PVR (€) |
|-----|-------|----------|--------------------|------------|---------|-------------|---------|
| 50 | NP | 1 | 3,6V / 0,3Ah Ni-Cd | LDF3050C | 29,25 | LDF9050X | 38,16 |
| 70 | NP | 1 | 3,6V / 0,3Ah Ni-Cd | LDF3070C | 32,76 | LDF9070X | 40,26 |
| 95 | NP | 1 | 3,6V / 0,3Ah Ni-Cd | LDF3100C | 37,11 | LDF9100X | 45,63 |
| 150 | NP | 1 | 3,6V / 0,8Ah Ni-Cd | LDF3150C | 43,20 | LDF9150X | 50,88 |
| 225 | NP | 1 | 3,6V / 0,8Ah Ni-Cd | LDF3200C | 47,33 | LDF9200X | 57,18 |
| 350 | NP | 1 | 3,6V / 1,6Ah Ni-Cd | LDF3300C | 57,75 | LDF9300X | 65,58 |
| 450 | NP | 1 | 3,6V / 1,6Ah Ni-Cd | LDF3500C | 82,59 | LDF9500X | 88,24 |
| 600 | NP | 1 | 4,8V / 1,6Ah Ni-Cd | LDF3600C | 92,88 | LDF9600X | 103,85 |
| 850 | NP | 1 | 6V / 1,6Ah Ni-Cd | LDF3800C | 103,20 | LDF9800X | 115,50 |
| 95 | P/NP | 1 | 3,6V / 0,3Ah Ni-Cd | LDF9100CP | 62,50 | | |
| 150 | P/NP | 1 | 3,6V / 0,8Ah Ni-Cd | LDF9150CP | 63,43 | | |
| 225 | P/NP | 1 | 3,6V / 0,8Ah Ni-Cd | LDF9200CP | 69,10 | | |
| 350 | P/NP | 1 | 3,6V / 1,6Ah Ni-Cd | LDF9300CP | 85,61 | | |
| 450 | P/NP | 1 | 3,6V / 1,6Ah Ni-Cd | LDF9500CP | 108,36 | | |
| 600 | P/NP | 1 | 4,8V / 1,6Ah Ni-Cd | LDF9600CP | 118,68 | | |
| 125 | P/NP | 2 | 3,6V / 0,8Ah Ni-Cd | LDF9150CP2 | 71,17 | | |
| 250 | P/NP | 2 | 3,6V / 1,6Ah Ni-Cd | LDF9300CP2 | 103,20 | | |
| 100 | P/NP | 1 | 3,2V / 0,5Ah LFP | | | LDF9100LXP | 74,02 |
| 150 | P/NP | 1 | 3,2V / 1,0Ah LFP | | | LDF9150LXP | 75,49 |
| 250 | P/NP | 1 | 3,2V / 1,0Ah LFP | | | LDF9200LXP | 81,21 |
| 350 | P/NP | 1 | 3,2V / 1,5Ah LFP | | | LDF9300LXP | 95,39 |
| 450 | P/NP | 1 | 3,2V / 1,8Ah LFP | | | LDF9500LXP | 126,00 |
| 800 | P/NP | 1 | 6,4V / 1,5Ah LFP | | | LDF9800LXP | 141,75 |
| 150 | P/NP | 2 | 3,2V / 1,0Ah LFP | | | LDF9150LXP2 | 79,70 |
| 250 | P/NP | 2 | 3,2V / 1,5Ah LFP | | | LDF9300LXP2 | 100,70 |

*NP: funciona solo en caso de ausencia de red.

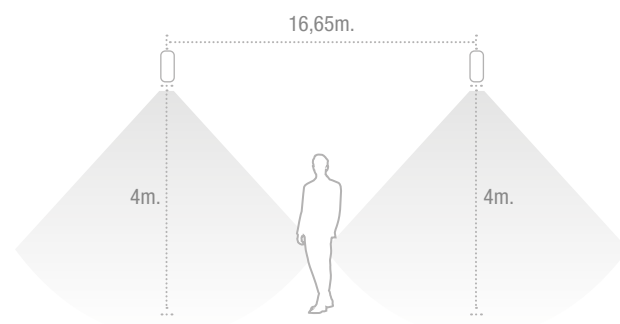
*P/NP: Posibilidad de funcionamiento permanente o no permanente mediante jumper.



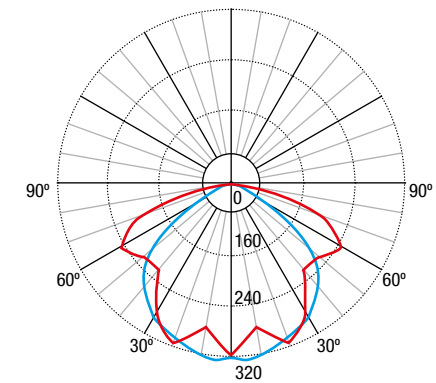
INTERDISTANCIAS

| Posición | Altura | | | |
|----------|--------|-------|-------|-------|
| | 2,5 | 3,0 | 3,5 | 4,0 |
| | 5,64 | 5,99 | 6,26 | 6,32 |
| | 13,95 | 15,01 | 15,90 | 16,65 |
| | 11,72 | 12,75 | 13,64 | 14,48 |
| | 9,75 | 10,74 | 11,71 | 12,63 |
| | 4,16 | 4,61 | 4,99 | 5,31 |

Interdistancias calculadas con 450 lm y $E_{min} = 1 lx$



CURVAS FOTOMÉTRICAS



ACCESORIOS



CDD070
Difusor opal
(-20% Flujo Lm)
1,10€



AED0071
Conjunto accesorios
semiempotrar pared blanco
7,03€



AIF001
Accesorio inclinación
47° Flat
5,50€



AMD0051
Conjunto accesorios
empotrar techo blanco
7,03€



AKF001
Accesorio IK 10
Diana Flat
4,73€



90091NMF
Conjunto marco empotrar
blanco + banderola D6
42,78€



APE0065
Kit envolvente IP65
21,66€



APE144
Caja IP44 especial
parking/garajes
7,73€