

# ADA SI

ingeniacontract



Estructura de tres patas fabricadas en madera de haya. Asiento y respaldo tapizado en polipiel o tela. Apilable.

 No exterior	 5,0 Kg	 0,27 m3/2	 Apilable
 42 cm	 37 cm	 78 cm	 45 cm

## COLOR ESTRUCTURA



natural beech

walnut


light walnut

cherry

wengè

oak

## TAPIZADOS- Polipiel




# TAPIZADOS- Tela




100




303



307



400




401




402



403




405



600



602




605



700



707



804



003