

JULES SI

ingeniacontract



Estructura de cuatro patas fabricadas en madera de roble. Asiento y respaldo tapizado. Apilable.


 No exterior	 12 Kg	 0,30 m3/2	 Apilable
 48 cm	 50 cm	 79 cm	 45 cm

COLOR ESTRUCTURA



natural beech walnut light walnut cherry wengè oak

TAPIZADOS- Polipiel




TAPIZADOS- Tela




100




303



307



400



401




402




403




405



600



602




605



700



707



804



003