

# JULES TB

ingeniacontract



Estructura de cuatro patas fabricadas en madera de roble. Asiento y respaldo tapizado. Apilable.


|  |   |  |  |
|--|---|--|--|
| <br>No exterior | <br>12 Kg | <br>0,30 m3/2 | <br>No apilable |
| <br>45 cm       | <br>52 cm | <br>92 cm     | <br>70 cm       |

## COLOR ESTRUCTURA



natural beech    walnut    light walnut    cherry    wengè    oak

## TAPIZADOS- Polipiel




# TAPIZADOS- Tela




100




303



307



400



401




402



403




405




600




602




605



700



707



804



003