



NAME:

ECOrange W


DESCRIPTION:

Thermobonded sound-absorbing monomateric panel

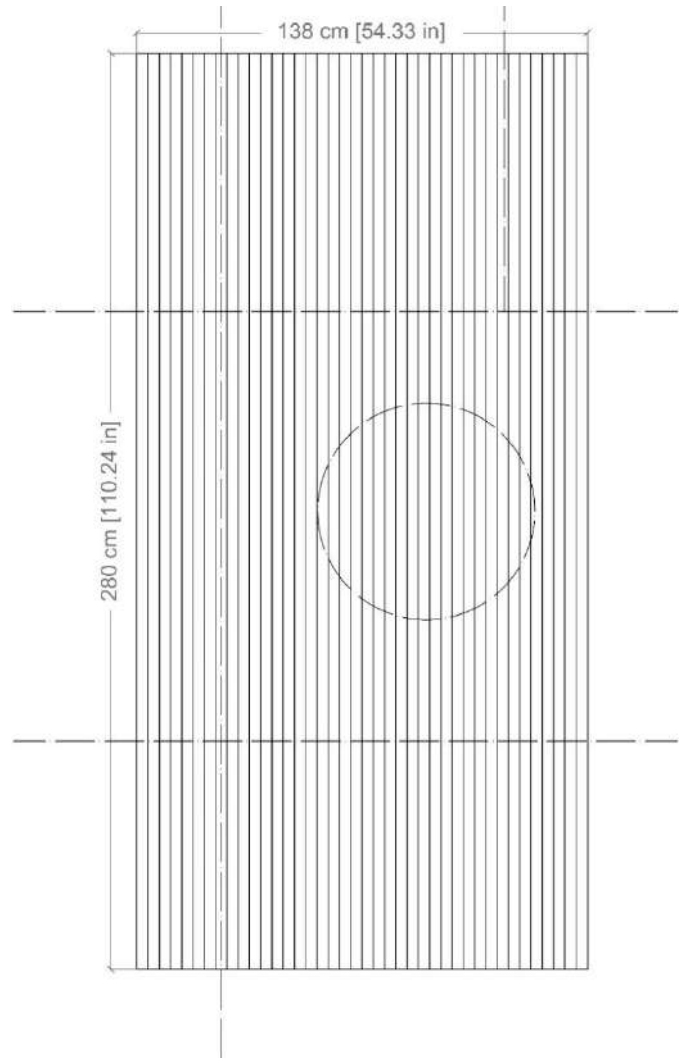
APPLICATION:

- Wall with velcro

STANDARD DIMENSION:



CUSTOMIZED CUT:



DIMENSIONS:

Standard: L 138 x H 280 x THK 1,9 cm - L 54.33 x H 110.2 x THK 0.75 in

PETfabric: L 131,1 x H 280 x SP 1,9 cm - L 51.61 x H 110.2 x THK 0.75 in

CUSTOM: Laser cuts can be made with customized dimensions

WEIGHT:

- 2,5 Kg/m²
- 0.51 lb/ft²

COMPOSITION:

- Soul: sound absorbing material made of 100% recycled material, polyester fibers
- Finishing CAT **A**:
 - **Trevira CS** - 100% polyester
 - **PETfabric** – 100% recycled polyester
 - **PETcolor** - 100% PET, FR recycled polyester + GRS
 - **ECOfelt** - 90% wool, 10% polyester
 - **PETfelt** - 100% PET – From post-consumer plastic bottles
- Finishing CAT **B**:
 - **Tweed** - 75% wool, 25% polyamide
 - **Bouclè** - 100% PL recycled SEAQUAL

RECYCLABILITY:

Recyclable material panel recyclable at the end of his life, without having to divide soul and finishing

MAINTENANCE:

Cleanable panel with specific detergents

CERTIFICATIONS:

• **FIRE REACTION CLASS:**

B-s2, d0 | Class A [ASTM E84]



• **CE MARK:**

B-s1, d0



• **GREEN LABELS:**

GREENGUARD GREENGUARDGOLD



VOC EMISSION TEST Indoor Air Comfort GOLD



• **SOUND ABSORPTION REPORT:**

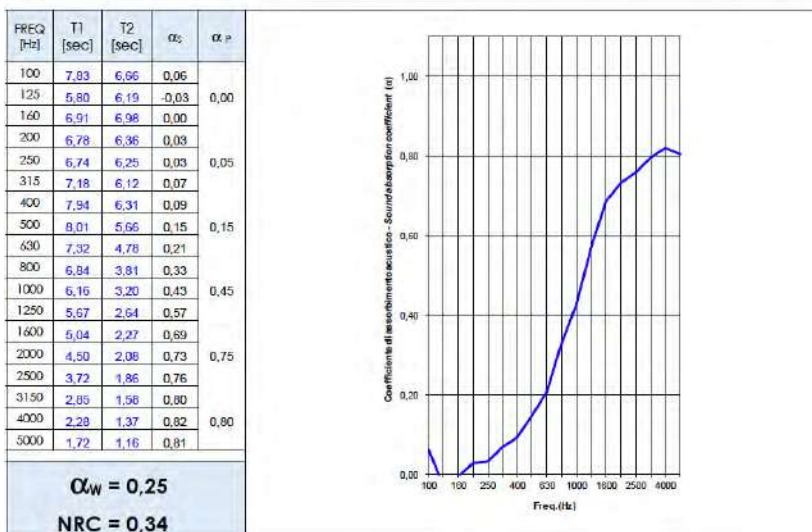
UNI EN ISO 354: 2003

UNI EN ISO 11654: 1998



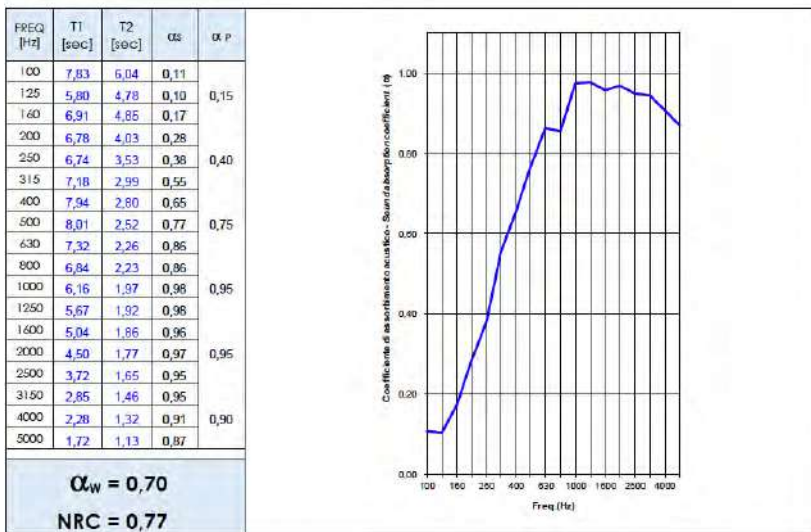
ECOrange W:

Elemento in prova <i>Tested element</i>	PANNELLO W
Descrizione del campione <i>Sample description</i>	Vedere § "Descrizione del campione in prova" del presente Report. Montaggio tipo A secondo EN 354 / See § "Tested sample description" of this Report. Type A mounting according to EN 354
Superficie del campione <i>Sample surface</i>	10,9 m ²



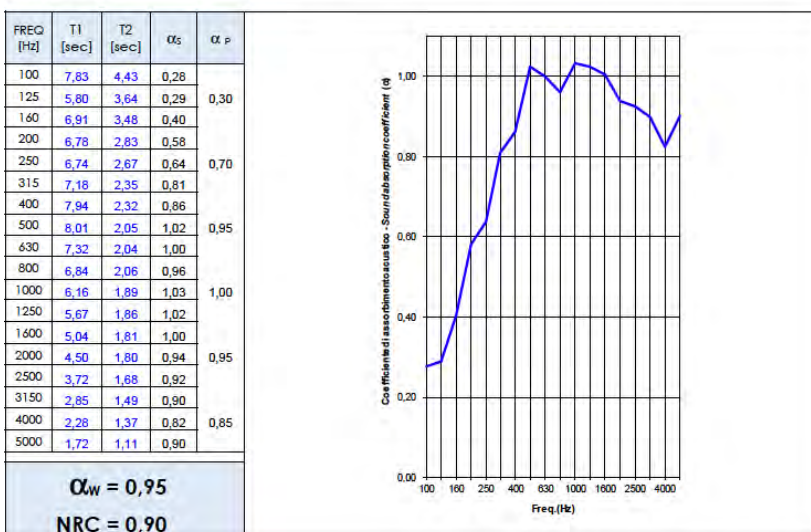
ECOrange W + 20 mm polyester mattress:

Elemento in prova <i>Tested element</i>	PANNELLO W + 20
Descrizione del campione <i>Sample description</i>	Vedere § "Descrizione del campione in prova" del presente Report. Montaggio tipo A secondo EN 354 / See § "Tested sample description" of this Report. Type A mounting according to EN 354
Superficie del campione <i>Sample surface</i>	10,9 m ²



ECOrange W + 40 mm polyester mattress:

Elemento in prova <i>Tested element</i>	PANNELLO W + 40
Descrizione del campione <i>Sample description</i>	Vedere § "Descrizione del campione in prova" del presente Report. Montaggio tipo A secondo EN 354 / See § "Tested sample description" of this Report. Type A mounting according to EN 354
Superficie del campione <i>Sample surface</i>	10,9 m ²




THICKNESS
gr / mtl 460 ± 10%


WIDTH
cm 140 ± 2% | " 55 ± 2%




Trevira CS.




Light grey 611T Moka 516 Beige 532 Camel 533 Tuscan brown 534 Brown sugar 569




Yellow 53 Carrot 66 Tiger eye 119 Summer 133 Brick 572 Orange 120




Red 231 Bordeaux 236 Red wine 234 Lavender 175 Fuchsia 173 Purple 262



Lime 462 Green tea 425 Apple Green 463 Office green 443 Grass 464 Olive 426



Forest green 496 Dark mud 571 Pearl grey 643 Light blue 386 Azuleja 367 Capri 379



Turquoise 366 Peacock blue 411 Pastel blue 380 Steel blue 263 Iceberg 377 Queen blue 378



Sapphire 331 Office blue 332T Dark blue 334T Midnight blue 333T Quartz grey 636 Grey 629



Old silver 625 Taupe 607 White 999 Black 651



THICKNESS
gr / mtl 470 ± 10%

WIDTH
cm 140 ± 2% | " 55 ± 2%



PETfabric.



Jacket 4559 Warm grey 4560 Dark red 4210 Brown 4558 Sand 4513 Cream 4515




Bronze 4109 Orangina 4105 Sunset 4107 Brick 4211 Poppy 4214 Light blue 4361



Spring Morning 4153 Lilac 4253 Dark Magenta 4154 Antique Rose 4155 Ice 4365 Sky 4360



Villa 4310 Blue 4313 Azure 4311 Morning green 4467 Gold 4057 Camo 4312



Sage 4466 Mesh green 4468 Bright green 4464 Brilliant green 4460 Underbrush 4462 Tropical 4461



Neutral grey 4511 Light grey 4613 Ash 4614 Suit grey 4615 Road 4616




THICKNESS
gr / mtl 470 ± 10%


WIDTH
cm 140 ± 2% | " 55 ± 2%



PETcolor.



White 2999 Milk 2509 Beige 2503 Camel 2504 Deer 2510 Sierra 2557



Yellow 2051 Orange 2104 Papaya 2103 Red 2201 Mud 2552 Dark chocolate 2556



Brick 2555 Palazzo red 2206 Ossalide 2151 Bordeaux 2203 Malva 2251 Blueberry 2252



Pistachio 2451 Green leaf 2452 Forest 2459 Peacock 2402 Sugar 2357 Pouder 2358



Ice 2612 Light blue 2351 Greece 2308 Van Gogh 2301 Midnight 2309 Blue romance 2303



Grey 2602 Infinity 2307 Rock Grey 2603 City grey 2604 Black 2651



THICKNESS
mm 1,5 | gr/mtl 420

WIDTH
cm 150 ± 5% | " 59 ± 5%




ECOfelt.



Ghost white 955E Chalk 327 Grey 953E Concrete 903 Ink 329 Dark grey 923



Beige 952 Caramel 332E Mushroom 325 Chocolate 352 Taupe 511 Brown 605



Yellow 34 Egg 980 Mustard 54 Cob orange 997 Orange 971 Salmon 317



Red 5 Rust 604 Pompei 47 Bordeaux 192 Marsala 973 Quartz rose 940



Bubble pink 53 Pink 988 Mauve 601 Agate 919 Violet 921 Purple 508



Barolo 602 Grape 603 Acid green 611E Cashmere green 89 Grassland 937 Tea Green 345



Leaf Green 910 Black forest 77 Dark musk 22E Fresh air 976 Salvia green 334E Mineral Blue 311



Lagoon 608 Peacock blue 962 Biggest Splash 41 Capri 341 Avio 333E Moonstone 512



Azuleja 318 Light blue 914 Blue yonder 200 Honolulu blue 607 Blue 193 Deep sea blue 963



Nynph 972

THICKNESS
mm 1,5 | gr/mtl 420

WIDTH
cm 150 ± 5% | ” 59 ± 5%



PETfelt.



Ash 703 Fog 953P Milk 955P Beige 16 Tuscan brown 20 Mud 19



Pale yellow 41 Alabaster 32 Yellow 3 Duck Orange 43 Orange 9 Dark Orange 14



Red 6 Ruby red 27 Bordeaux 15 Pastel pink 37 Pink 17 Wisteria pink 36




Barbie 113 Fuchsia 10 Sangria 30 Grapes 23 Purple 11 Raspberry 47



Opal 33 Celadon 39 Water green 2 Kiwy 28 Acid green 7 La salle green 12



Jungle green 31 Grey green 22 Egg blue 38 Light blue 8 Blue 13 Azure 1



Summer night 21 Charm blue 44 Pacific blue 29 Dark blue 5 Midnight 905 Rhino 903



Grey 4 Street 529 Rich black 18



THICKNESS
gr / mtl 500 ± 7%

WIDTH
cm 150 ± 5% | ” 59 ± 5%



Tweed.




Almond 505 Sand 502 Rose 503 Brown 504 Coffee 551 Chestnut 552




Banana 51 Dark gold 52 Mandarin 102 Cadmium 101 Orange 2105 Terra di Siena 103



Pistachio 451 Pond 2457 Foliage 452 Racing green 453 Teal blue 454 Blue 303



Aqua green 455 Air blue 351 River 2460 Grey blue 301 Orchid 251 Purple 252



Ash grey 601 Melting grey 2606 Rock grey 602 Old brown 553 Dark grey 603 Night blue 302



Pink 152 Red 211 Antique ruby 201 Berry 202 Full black 651





COMPOSITION

100% PL riciclato SEAQUAL
100% PL Recycled SEAQUAL



Bouclè.



Snowflake 999B

Champagne 503B

Cookie 501

Oak 502B

Graphite 604B

Terrarium 553



Star 51B


Anemone 101B

Klinker 552B

Hibiscus 202B

Aloe 453B

Pothos 452B



Zen garden 454B

Mermaid 451B

Aquamarine 401

Cloud 351B

Bubble 301B

Iris 303B



Sailor 304

Pearl 601B

Cliff 602B

Mademoiselle 151

Peony 251

Plum 252B



Obsidian 651B

